



think:  
international

WE BRIDGE CWRU AND THE WORLD  
Annual Report 2014

# International Students to Midwest College and Universities

---

# International Graduates to Midwest Jobs

David Fleshler, Associate Provost for International  
Affairs  
Case Western Reserve University and  
Chair, Global Cleveland

WE Global Network Third Annual Convening  
Dayton, Ohio  
July 9, 2015

# Contents

Bringing international students to the United States

- Case Western Reserve University
- Midwest

Keeping international students in the Midwest/Attracting other immigrants

- Eds and Meds
- “Brain Drain” vs “Brain Gain”
- Global Cleveland

# Bringing International Students to the United States

# Case Western Reserve University

- Established in 1826
- Comprehensive University

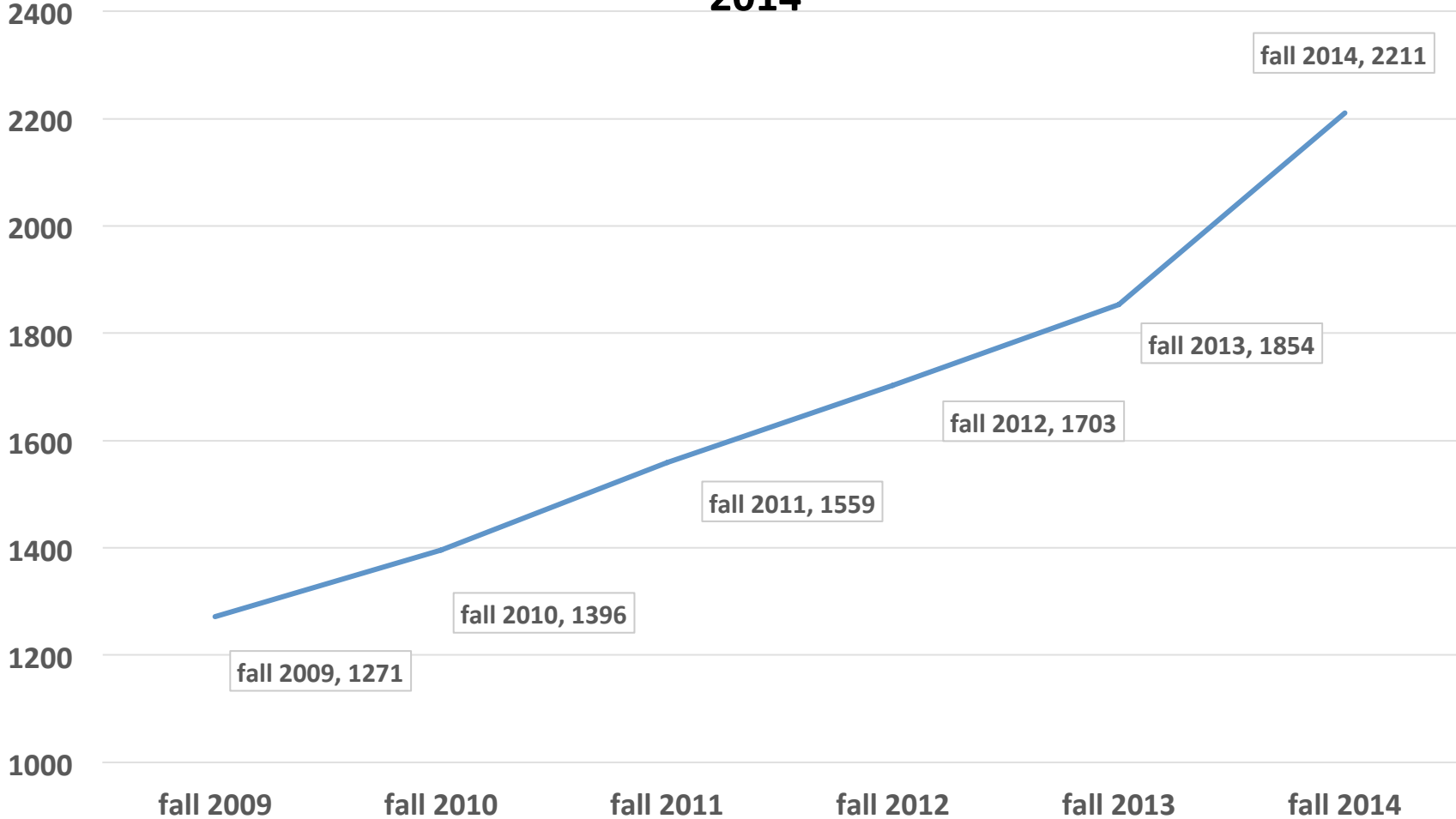
Case School of Engineering  
College of Arts and Sciences  
Mandel School for Applied  
Social Sciences  
School of Dental Medicine

School of Law  
School of Medicine  
School of Nursing  
Weatherhead School of  
Management

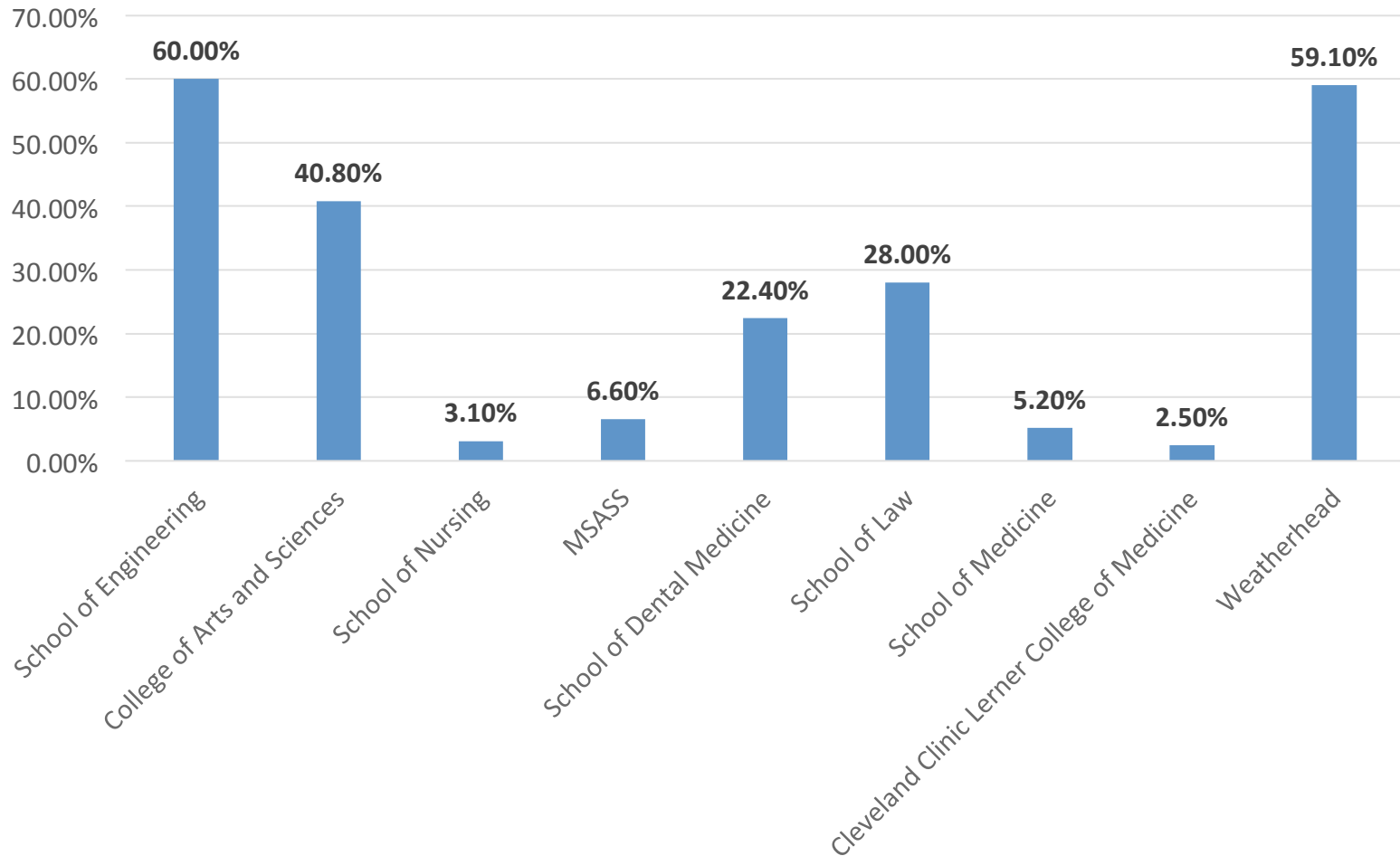
- Approximately 11,000 students
  - 4,911 Undergraduate
  - 5,386 Graduate/Professional
- \$400 million outside funded research
- # 38 – U.S. News and World Report
- 2008 Strategic Plan – Focus on Internationalization



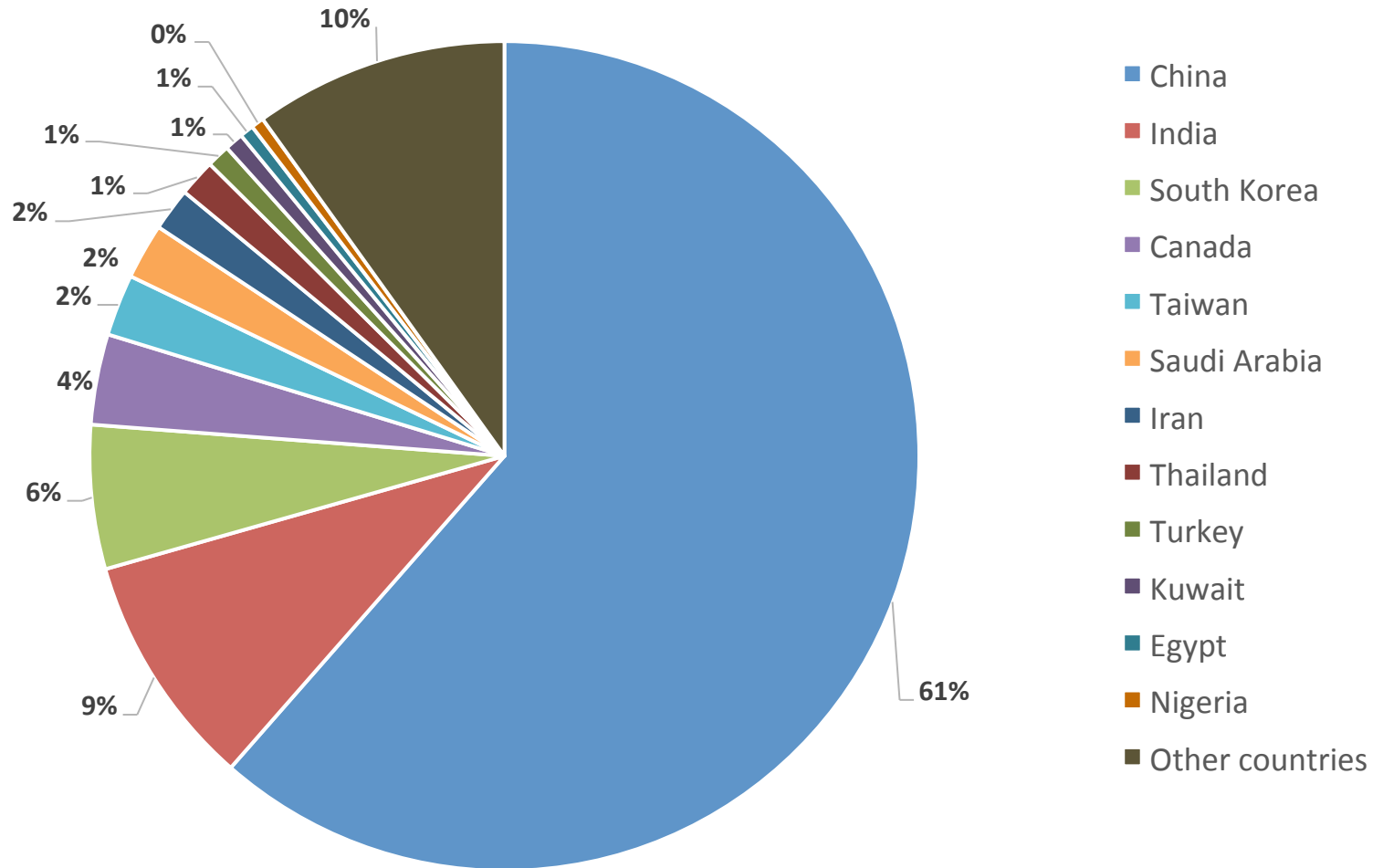
# International Student Population at CWRU, Fall 2009-Fall 2014



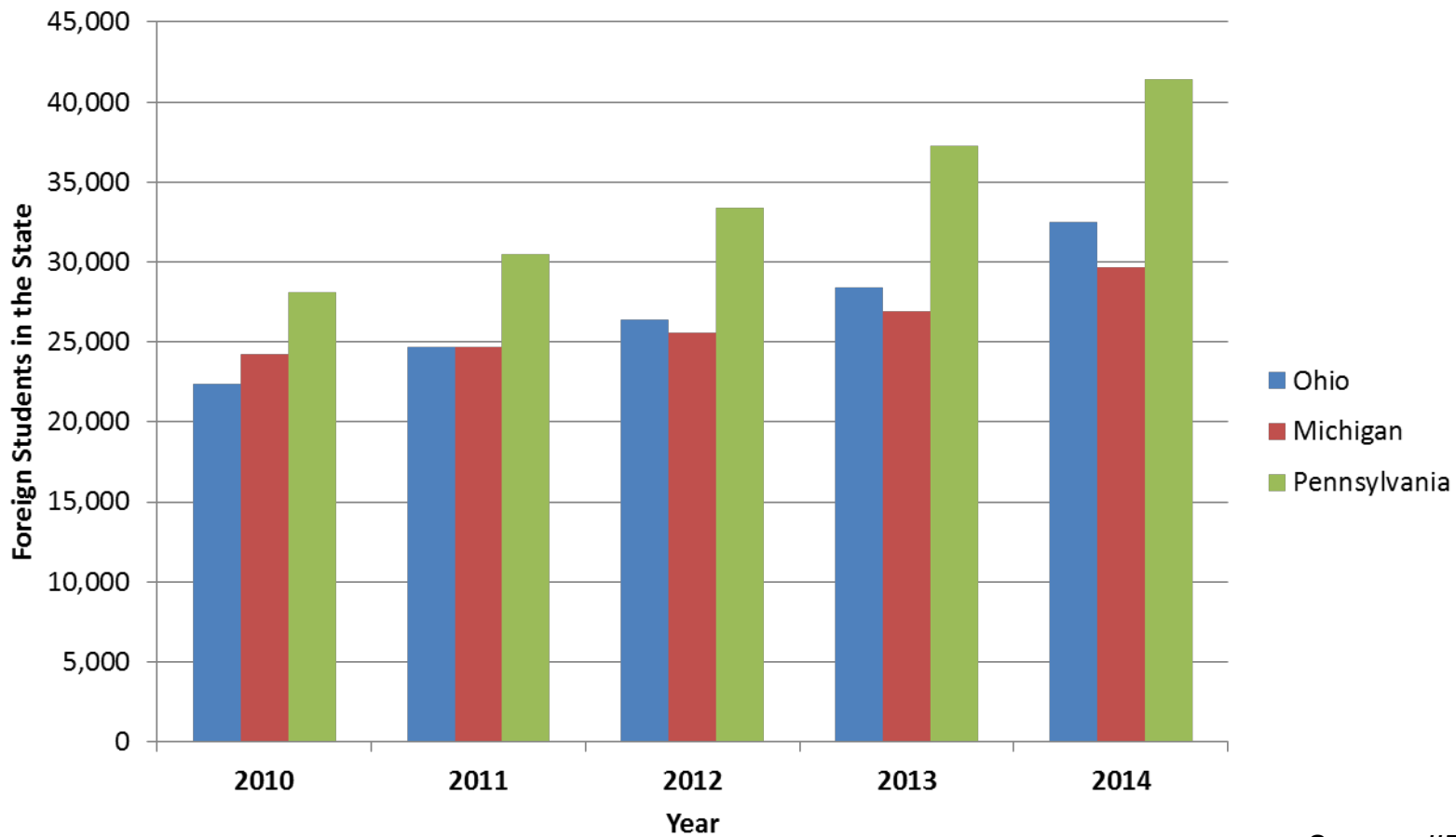
## Percentage of International Students in Each School's Population, Graduate/Professional



# Case Western Reserve University International Students by Country, Fall 2014



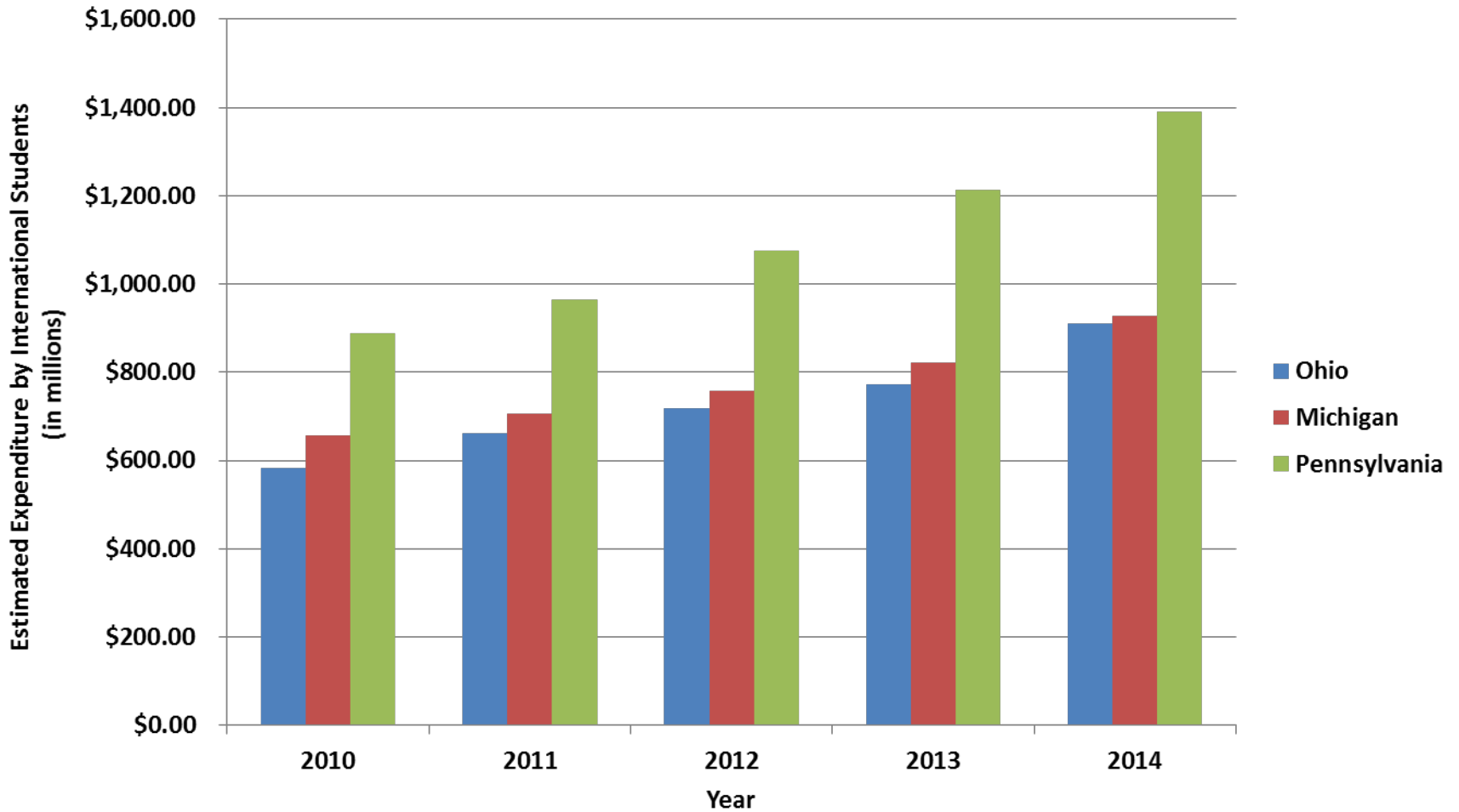
# Number of International Students, by State



Source: IIE/Open Doors



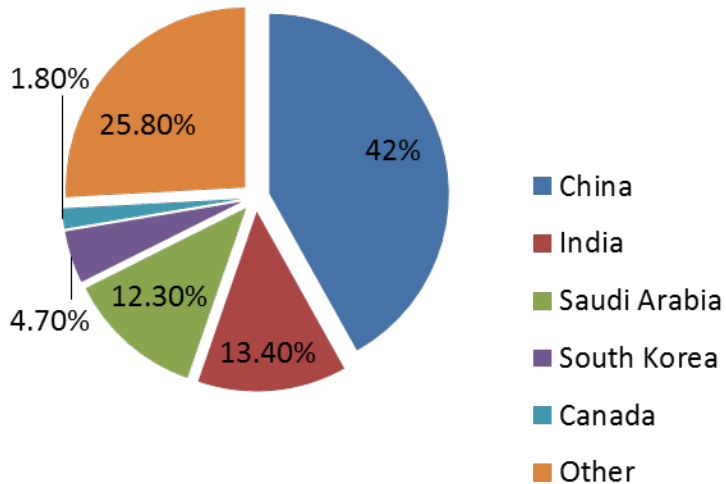
# Estimated Expenditures of International Students, by State



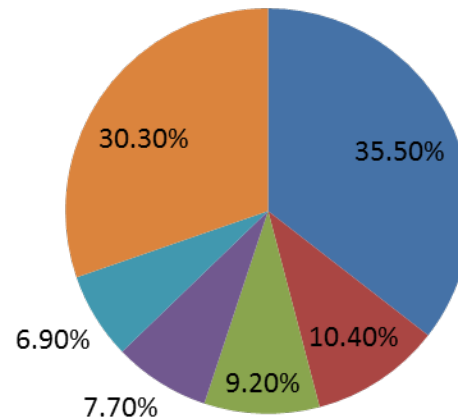
Source: IIE/Open Doors

# Leading Places of Origin for International Students in Ohio, Michigan and Pennsylvania

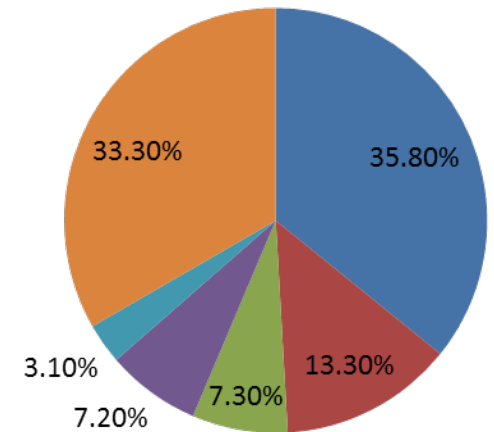
Ohio 2014



Michigan 2014



Pennsylvania



# Keeping International Students in the Midwest/Attracting other Immigrants

## **EDS AND MEDS**

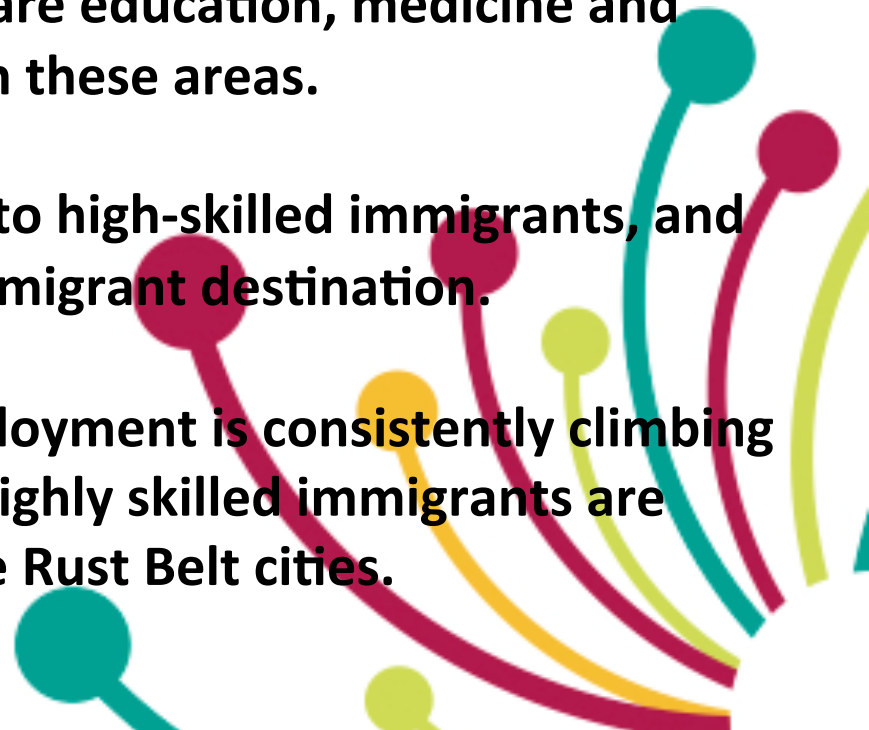
**Northeast Ohio's economic shift from manufacturing to a knowledge-based economy creates more demand for high-skilled workers with college degrees.**

**Many immigrants with advanced degrees are in engineering, life sciences, physical sciences, and computer sciences.**

**Cleveland's fastest growing industries are education, medicine and technology, ranking 11<sup>th</sup> in the nation in these areas.**

**Such growth in these statistics appeals to high-skilled immigrants, and makes Northeast Ohio a high-skilled immigrant destination.**

**Internationalization of high skilled employment is consistently climbing at a fast rate in the "Rust Belt" cities. Highly skilled immigrants are aiding in the economic rebuilding of the Rust Belt cities.**



# Education

Greater Cleveland ranks 23<sup>rd</sup> in the nation in education and knowledge creation, which includes employment in colleges, universities and research institutions.

Cleveland's peer city, Pittsburgh ranks 9<sup>th</sup>, as the city has become an exporter of education through internationalization efforts. This brings \$431.2 million more than Cleveland into the local economy through higher education.

City	Foreign-Born Students	US Rank	Tuition	Living Costs	Total
<b>Pittsburgh</b>	13,326	15	\$443.8M	\$182.7M	\$626.5M
<b>Cleveland</b>	5,477	42	\$137.1M	\$58.2M	\$195.3M

# Medicine

**Cuyahoga County ranks 6<sup>th</sup> in hospital and healthcare related jobs in the nation at 75,767 jobs.**

**Cuyahoga County also has the 3<sup>rd</sup> largest job growth rate (58%) out of the top healthcare related employment cities.**

**Cleveland has led the Rust Belt cities in the number of H1B visas certified for healthcare-related jobs in 5 years (from 251 H1B's in 2010 to 338 H1B's in 2014).**

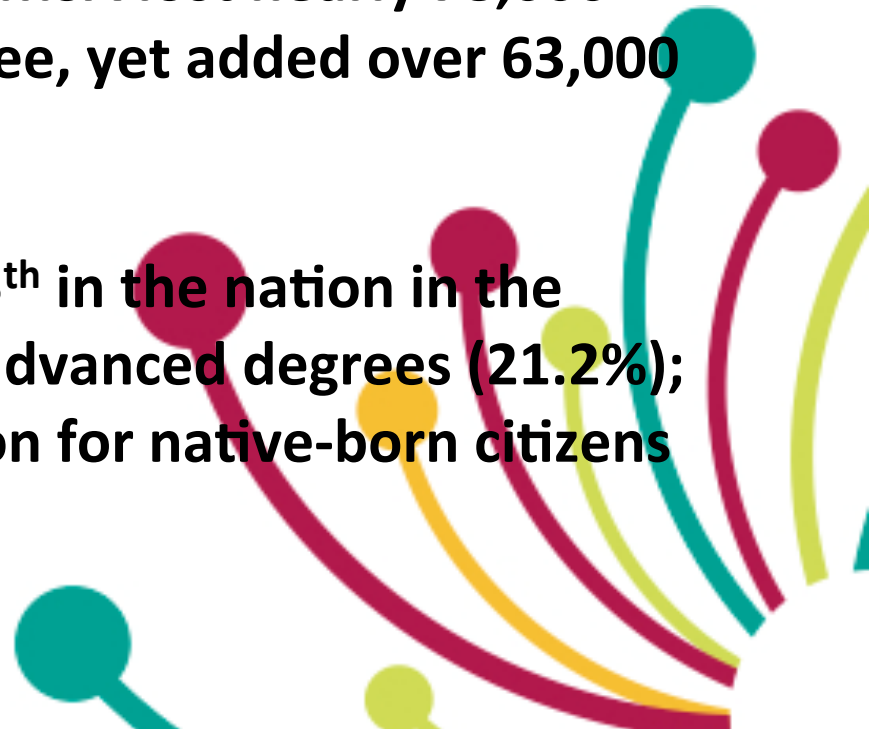


# **“BRAIN DRAIN” vs. “BRAIN GAIN” IN NORTHEAST OHIO**

**In Cleveland, the number of 25- to 34-year-old college graduates grew by 9000 from 2011 to 2012 alone; approximately 7500 of those were born outside of Ohio.**

**From 2000 to 2012, the Cleveland MSA lost nearly 78,000 residents without a college degree, yet added over 63,000 new college-educated residents.**

**The Northeast Ohio region ranks 5<sup>th</sup> in the nation in the percentage of immigrants with advanced degrees (21.2%); the region ranks 35<sup>th</sup> in the nation for native-born citizens with advanced degrees (10.7%).**



# ABOUT GLOBAL CLEVELAND

- **Global Cleveland is a non-profit organization focused on regional economic development through internationalization of the region.**
- **Global Cleveland is supported and led by a board of directors composed of a wide range of civic and business leaders from the Greater Cleveland area.**
- **Global Cleveland provides resources, programming and events to assist international students, high-skilled immigrants and US-born newcomers with opportunities to connect with jobs and communities in the region.**
- **Global Cleveland's initiatives focus on 3 areas:**

**Attraction**

**Connection**

**Welcoming**







**Thank you!**